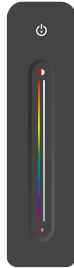


Ultrathin Touch Slide RF Remote Controller

Model No.: R14

Touch color slide/RGB+W/Wireless remote 30m distance/CR2032 battery/Magnet stuck fix



CE RoHS  LVD RED

Features

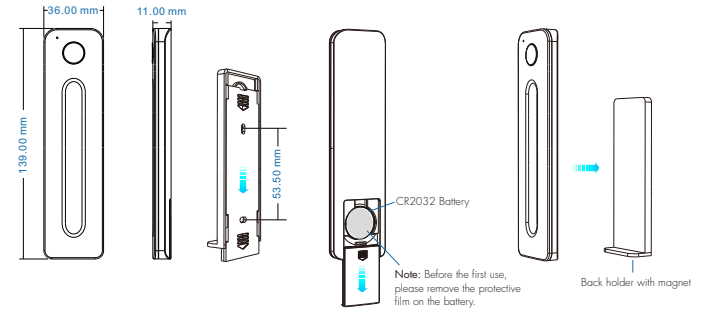
- Apply to RGB+W LED controller.
- Ultra sensitive color adjustment touch slide.
- Each remote can match one or more receiver.
- CR2032 battery powered.
- Operate with LED indicator light.
- Magnet on the back which can be easily stuck on back holder or any metal surfaces.

Technical Parameters

Input and Output	
Output signal	RF(2.4GHz)
Working voltage	3VDC(CR2032)
Working current	< 5mA
Standby current	< 10μA
Standby time	1 year
Remote distance	30m(Barrier-free space)
Warranty	
Warranty	5 years

Safety and EMC	
EMC standard (EMC)	EN301 489,EN 62479
Safety standard(LVD)	EN60950
Radio Equipment(RED)	EN300 328
Certification	CE,EMC,LVD,RED
Environment	
Operation temperature	Ta: -30°C ~ +55°C
IP rating	IP20

Mechanical Structures and Installations



To fix the remote, three options are offered for selection:

- Option 1: stuck the remote on any metal surfaces directly.
 Option 2: fix the remote's back holder on the wall with two screws.
 Option 3: adhere the remote's back holder to the wall with pastar.

Match Remote Control (two match ways)

End user can choose the suitable match/delete ways. Two options are offered for selection:

Use the controller's Match key

Match:
 Short press match key, immediately press on/off key on the remote. The LED indicator fast flash a few times means match is successful.

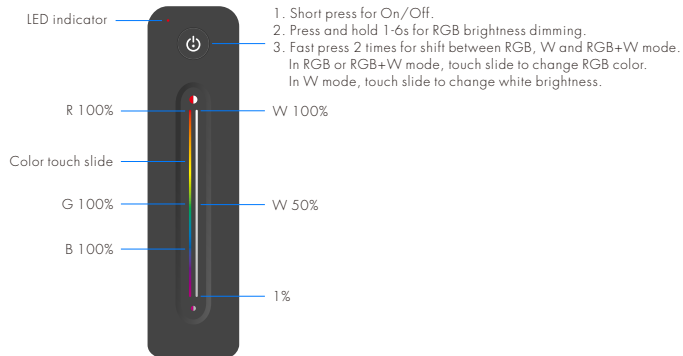
Delete:
 Press and hold match key for 5s to delete all match, The LED indicator fast flash a few times means all matched remotes were deleted.

Use Power Restart

Match:
 Switch off the power, then switch on power again, immediately short press on/off key 3 times on the remote. The light blinks 3 times means match is successful.

Delete:
 Switch off the power, then switch on power again, immediately short press on/off key 5 times on the remote. The light blinks 5 times means all matched remotes were deleted.

Key function



Safety information

1. Read all instructions carefully before you begin this installation.
2. When installing battery, pay attention to the battery positive and negative polarity.
 A long time without the remote control, remove the battery.
 When remote distance becomes smaller and insensitive, replace the battery.
3. If no response from the receiver, please rematch the remote.
4. Gently handle remote, beware of falling.
5. For indoor and dry location use only.